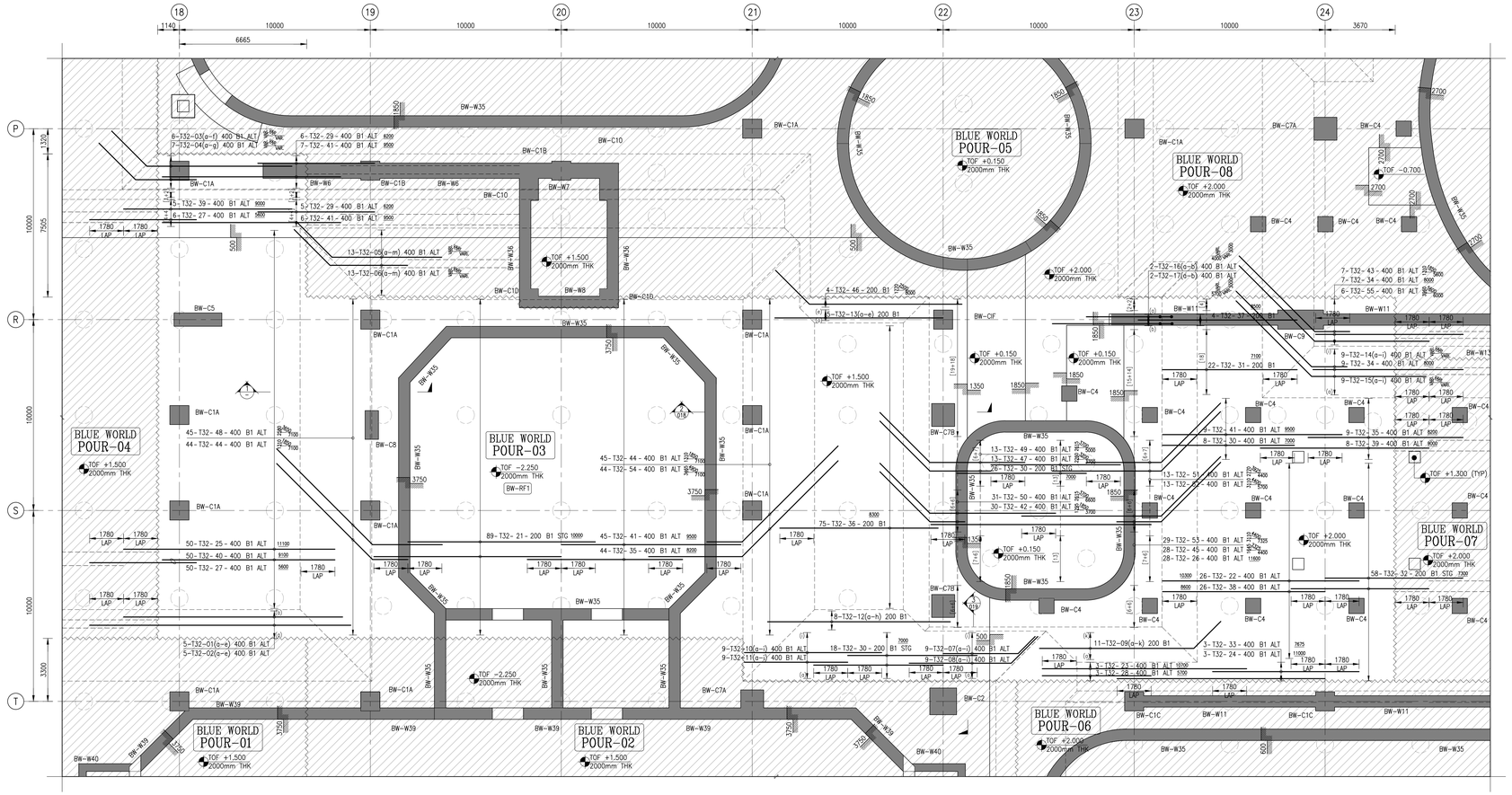

BLUE WORLD POUR-3 RAFT SLAB BOTTOM (B1 LAYER) REINFORCEMENT DETAILS

SCALE 1:100

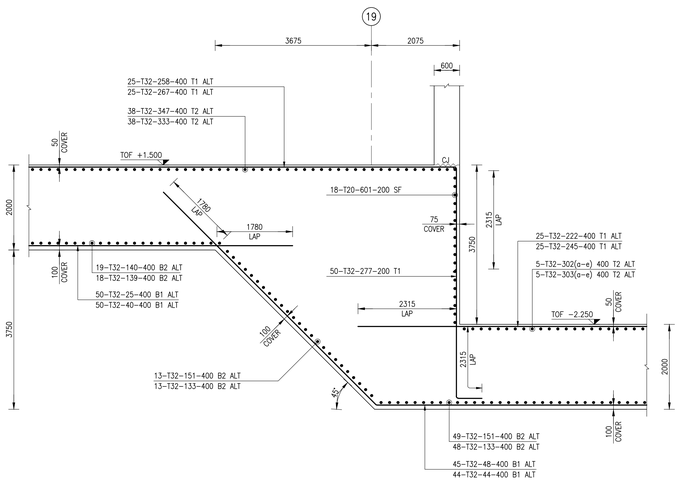

SECTION-1

SCALE 1:50

TENSION DEVELOPMENT LENGTH SCHEDULE, Ldt (mm) (BEAM,SLAB & WALLS)		
BAR SIZE	CONCRETE CYLINDER STRENGTH, f'c	
	36 Mpa	≥40 Mpa
T10	365	345
T12	440	415
T14	510	485
T16	585	555
T20	730	690
T22	990	940
T25	1130	1070
T28	1260	1200
T32	1440	1370
T40	1800	1710

TENSION SPLICE LENGTH SCHEDULE LTS (mm) FOR PILECAP & RAFT SLAB				
BAR SIZE	PILECAP & RAFT SLAB BOTTOM BAR		PILECAP & RAFT SLAB TOP BAR	
	CONCRETE CYLINDER STRENGTH, f'c		CONCRETE CYLINDER STRENGTH, f'c	
	36 Mpa	≥40 Mpa	36 Mpa	≥40 Mpa
T10	500	500	620	585
T12	600	600	740	700
T14	700	700	865	820
T16	800	800	985	935
T20	1000	1000	1235	1170
T22	1290	1220	1680	1590
T25	1460	1390	1905	1810
T28	1640	1560	2135	2030
T32	1875	1780	2440	2315
T40	MECHANICAL COUPLER TO BE USED			

KEY PLAN:

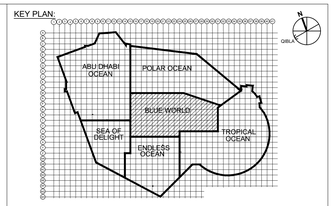

GENERAL NOTES:

1. DO NOT SCALE FROM THE DRAWINGS.
2. ALL DIMENSIONS ARE IN MILLIMETRES AND LEVELS IN METRES UNLESS NOTED OTHERWISE.
3. CONCRETE GRADE (f'c) - 50/40Mpa
4. STEEL YIELD STRENGTH - 500N/mm2
5. CONCRETE COVER TO REINFORCEMENT:
   RAFT SLAB BOTTOM - 100mm
   TOP - 50mm
   SIDE - 75mm

REFERENCE DRAWINGS:

LEGEND:

BAR NOTATION AS FOLLOWS:
2x20-T10-22-150 B2 DENOTES:
2 20 T10 22 150 B2
BAR LAYERING
BAR SPACING
BAR MARK
BAR TYPE AND DIA.
NUMBER OF BARS
MULTIPLE

B - BOTTOM LAYER
T - TOP LAYER
SF - SIDE FACE
ADDTL - ADDITIONAL
ALT - ALTERNATE
STG - STAGGERED
T.O.F - TOP OF FOOTING
S.S.L - STRUCTURAL SLAB LEVEL

ENGINEER DOCUMENT REVIEW

AECOM - APPROVAL STAMP

CODE A	CODE B	CODE C
Approved	Approved As Noted	Revise and Resubmit

Reviewed by.....

RE Sig:.....Date.....

REVIEWED FOR COORDINATION :

Structure: ..... MEP: .....

Architectural: ..... ALSS: .....

Facade : ..... VT: .....

MAIN CONTRACTOR :

C E R T I F I C A T I O N (Contract No.CBC300)

THE MAIN CONTRACTOR REVIEWED THE DRAWING BASED ON CONTRACT DOCUMENTS

APPROVED SIGNATORY:

NAME:..... SAM GEORGE .....

SIGNATURE:.....

EMPLOYER :

LICENSOR:

PROJECT MANAGER :

CONSULTANT:

MAIN CONTRACTOR:

ALEC Engineering and Contracting L.L.C.
P.O.Box 27639 Dubai U.A.E
Tel: 04-429 0599 Fax: 04-429 0216

SUB CONTRACTOR:

PROJECT NAME :

THIS DOCUMENTATION CONTAINS INTELLECTUAL PROPERTY MATERIAL, CONFIDENTIAL INFORMATION AND/OR PROPRETARY INFORMATION OF SEAWORLD PARKS & ENTERTAINMENT INTERNATIONAL, INC. AND MIRAL ASSET MANAGEMENT, L.L.C.

SECTOR NO.	YS6	PLOT NO.	C1

REV	DESCRIPTION	DATE	DRAWN	CHECKED
A0	ISSUED FOR APPROVAL	27.06.2019	LEA	NIT

DRAWING TITLE:

BLUE WORLD POUR-3 RAFT SLAB RF1
BOTTOM (B1 LAYER) REINFORCEMENT DETAILS
(SHEET 1 OF 7)

ASSET NO. / ATTRACTIONS

BW0A - BASE BUILD GENERAL

DISCIPLINE

CONCRETE

DRAWING NUMBER:

DWGNO:

REVISION

REV

DATE	SHEET	SCALE	DRAWN BY	CHECKED BY	APPROVED BY
DATE	SHEET	SCALE	DRAWNBY	CHECKEDBY	APPROVEDBY

SHOP DRAWING REF:-

Sl No	DRAWING TITLE	DRAWING NO	REV	Sl No	DRAWING TITLE	DRAWING NO	REV
8	BW FOUNDATION STRUCTURAL GA SECTIONS	TP9-ALE-030000-BW0A-DG-CN-330000-014/015	A0				
7	BW FOUNDATION STRUCTURAL GA SECTIONS	TP9-ALE-030000-BW0A-DG-CN-330000-011	A0				
6	BW FOUNDATION STRUCTURAL GA SECTIONS	TP9-ALE-030000-BW0A-DG-CN-330000-005/006	A1				
5	BW FOUNDATION STRUCTURAL GA SECTIONS	TP9-ALE-030000-BW0A-DG-CN-330000-008/009	A0				
4	BW FOUNDATION STRUCTURAL GA PLAN SHEET-4	TP9-ALE-030000-BW0A-DG-CN-301000-004	A0				
3	BW FOUNDATION STRUCTURAL GA PLAN SHEET-3	TP9-ALE-030000-BW0A-DG-CN-301000-003	A0				
2	BW FOUNDATION STRUCTURAL GA PLAN SHEET-2	TP9-ALE-030000-BW0A-DG-CN-301000-002	A1				
1	BW FOUNDATION STRUCTURAL GA PLAN SHEET-1	TP9-ALE-030000-BW0A-DG-CN-301000-001	A0				

ABBREVIATIONS & SYMBOLS LEGEND

NOTES

RFI REF:-

1. TP9-ALE-030000-RI-000001

IFC DRAWING REF:-

Sl No	DRAWING TITLE	DRAWING NO	REV	Sl No	DRAWING TITLE	DRAWING NO	REV
7	FOUNDATION TOP REINFORCEMENT LAYOUT (SECTOR-11/12)	TP9-ACM-032000-BB0A-DG-ST-313011/12	D4/D2				
6	FOUNDATION TOP REINFORCEMENT LAYOUT (SECTOR-06/07)	TP9-ACM-032000-BB0A-DG-ST-313006/07	D3/D5				
5	FOUNDATION BOT REINFORCEMENT LAYOUT (SECTOR-11/12)	TP9-ACM-032000-BB0A-DG-ST-312011/12	D4/D2				
4	FOUNDATION BOT REINFORCEMENT LAYOUT (SECTOR-06/07)	TP9-ACM-032000-BB0A-DG-ST-312006/07	D3/D4				
3	FOUNDATION LAYOUT (SECTOR-11/12)	TP9-ACM-032000-BB0A-DG-ST-209011/12	D4/D4				
2	FOUNDATION LAYOUT (SECTOR-06/07)	TP9-ACM-032000-BB0A-DG-ST-209006/07	D4/D5				
1	STANDARD DETAILS	TP9-ACM-032000-BB0A-DG-ST-300016	D3				