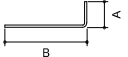



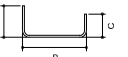
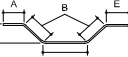
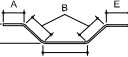
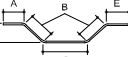
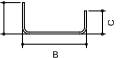
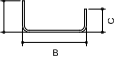
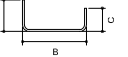
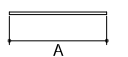
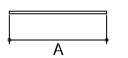
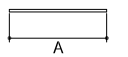
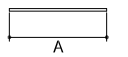






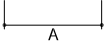
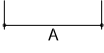
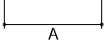

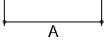
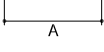
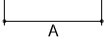
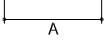
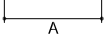
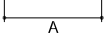

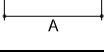
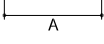
App 4C	:			
Contractor	:		Prepared by	: CLT
Project	:		Checked by	: SSN
Scheduled Reference	:		Rev No.	: 0
Date Prepared	:		Date Revised	:

BAR BENDING SCHEDULE BS 8666 : 2005

MEMBER	BAR MARK	TYPE	SIZE	NO OF MEMBER	NO OF BARS IN EACH MEMBER	TOTAL NOS.	LENGTH OF EACH BAR	SHAPE CODE	A	B	C	D	E/R	STD/EXT THREADS	SHAPES	WEIGHT (IN TONS)
							mm**		mm*	mm*	mm*	mm*	mm*			
CLEAR COVER-50mm U.N.O																
BUILDING B5&7																
AT GRID 09-10-11C																
FOOTING- F3																
											6500	14850	900			
B2	151	Y	25	1	32	32	10875	11	700	10175						1.341192
	152	Y	25	1	33	33	12000	11	700	11300						1.526184
	153	Y	25	1	33	33	5850	11	700	5150						0.744015
	154	Y	25	1	32	32	6975	11	700	6275						0.860213
RAFT																
B1	155	Y	20	1	77	77	3700	21	400	2900	400					0.702563
B2	156a	Y	25	1	20	20	7390	46	750	905	4080	640	750			0.569621
	156b	Y	25	1	20	20	7330	46	750	805	4220	570	750			0.564996
	156c	Y	25	1	20	20	7270	46	750	705	4360	500	750			0.560372
	157a	Y	25	1	1	1	6595	21	660	5275	660					0.025417
	157b	Y	25	1	1	1	6455	21	590	5275	590					0.024878
	157c	Y	25	1	1	1	6315	21	520	5275	520					0.024338
	158	Y	20	1	45	45	10000	00	10000							1.1097
	159	Y	20	1	12	12	10050	00	10050							0.2974
	160	Y	20	1	1	1	10175	00	10175							0.025092
	161	Y	20	1	11	11	10225	00	10225							0.277363


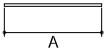













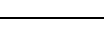
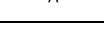
App 4C	:																					
Contractor	:																			Prepared by	:	CLT
Project	:																			Checked by	:	SSN
Scheduled Reference	:																			Rev No.	:	0
Date Prepared	:																			Date Revised	:	

BAR BENDING SCHEDULE BS 8666 : 2005

MEMBER	BAR MARK	TYPE	SIZE	NO OF MEMBER	NO OF BARS IN EACH MEMBER	TOTAL NOS.	LENGTH OF EACH BAR	SHAPE CODE	A	B	C	D	E/R	STD/EXT THREADS	SHAPES	WEIGHT (IN TONS)
							mm**		mm*	mm*	mm*	mm*	mm*			
	162	Y	20	1	12	12	10275	00	10275							0.304058
	163	Y	20	1	13	13	10300	00	10300							0.330197
	164	Y	20	1	1	1	10725	00	10725							0.026448
	165	Y	20	1	25	25	11175	00	11175							0.688939
	166	Y	20	1	289	289	12000	00	12000							8.552088
	167	Y	20	1	11	11	2575	00	2575							0.069849
	168	Y	20	1	12	12	2675	00	2675							0.079159
	169	Y	20	1	11	11	2800	00	2800							0.075953
	170	Y	20	1	4	4	2825	00	2825							0.027866
	171	Y	20	1	23	23	3150	00	3150							0.178662
	172	Y	20	1	2	2	4075	00	4075							0.020098
	173	Y	20	1	12	12	4275	00	4275							0.126506
	174	Y	20	1	11	11	4375	00	4375							0.118676
	175	Y	20	1	12	12	4500	00	4500							0.133164
	176	Y	20	1	3	3	4525	00	4525							0.033476
	177	Y	20	1	23	23	4550	00	4550							0.258067
	178	Y	20	1	3	3	4700	00	4700							0.034771

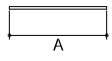
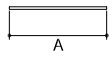
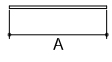
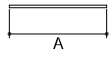

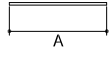
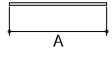




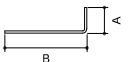
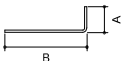
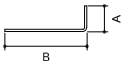
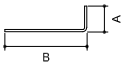
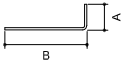
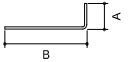
App 4C	:			
Contractor	:		Prepared by	: CLT
Project	:		Checked by	: SSN
Scheduled Reference	:		Rev No.	: 0
Date Prepared	:		Date Revised	:

BAR BENDING SCHEDULE BS 8666 : 2005

MEMBER	BAR MARK	T Y P E	S I Z E	NO OF MEMBER	NO OF BARS IN EACH MEMBER	TOTAL NOS.	LENGTH OF EACH BAR	SHAPE CODE	A	B	C	D	E/R	STD/EXT THREADS	SHAPES	WEIGHT (IN TONS)
							mm**		mm*	mm*	mm*	mm*	mm*			
	179	Y	20	1	21	21	5000	00	5000							0.25893
	180	Y	20	1	2	2	5775	00	5775							0.028482
	181	Y	20	1	43	43	6000	00	6000							0.636228
	182	Y	20	1	4	4	6400	00	6400							0.06313
	183	Y	20	1	43	43	6775	00	6775							0.718407
	184	Y	20	1	12	12	7350	00	7350							0.217501
	185	Y	20	1	23	23	7400	00	7400							0.419713
	186	Y	20	1	11	11	7475	00	7475							0.202767
	187	Y	20	1	11	11	7575	00	7575							0.205479
	188	Y	20	1	59	59	7750	00	7750							1.127578
	189	Y	20	1	17	17	7875	00	7875							0.330136
	190	Y	20	1	281	281	8000	00	8000							5.543568
	191	Y	20	1	11	11	8350	00	8350							0.226502
	192	Y	20	1	1	1	8475	00	8475							0.020899
	193	Y	20	1	49	49	8500	00	8500							1.027089
	194	Y	20	1	12	12	8525	00	8525							0.252272
	195	Y	20	1	11	11	8575	00	8575							0.232605

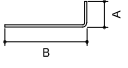
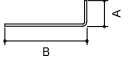
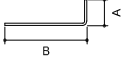
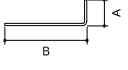

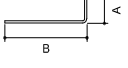
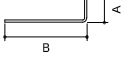


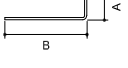

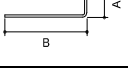

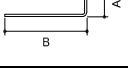
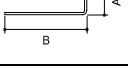
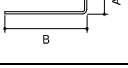
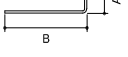
App 4C	:		Prepared by	:	CLT
Contractor	:		Checked by	:	SSN
Project	:		Rev No.	:	0
Scheduled Reference	:		Date Revised	:	
Date Prepared	:				

BAR BENDING SCHEDULE BS 8666 : 2005

MEMBER	BAR MARK	T Y P E	S I Z E	NO OF MEMBER	NO OF BARS IN EACH MEMBER	TOTAL NOS.	LENGTH OF EACH BAR	SHAPE CODE	A	B	C	D	E/R	STD/EXT THREADS	SHAPES	WEIGHT (IN TONS)
							mm**		mm*	mm*	mm*	mm*	mm*			
	196	Y	20	1	66	66	8600	00	8600							1.399702
	197	Y	20	1	21	21	8750	00	8750							0.453128
	198	Y	20	1	76	76	9000	00	9000							1.686744
	199	Y	20	1	11	11	9050	00	9050							0.24549
	200	Y	20	1	28	28	9100	00	9100							0.628337
	201	Y	20	1	12	12	9175	00	9175							0.271507
	202	Y	20	1	43	43	9225	00	9225							0.978201
	203	Y	20	1	12	12	9275	00	9275							0.274466
	204	Y	20	1	1	1	9475	00	9475							0.023365
	205	Y	20	1	43	43	9600	00	9600							1.017965
	206	Y	20	1	66	66	9750	00	9750							1.586871
	207	Y	20	1	10	10	10925	11	400	10525						0.26941
	208	Y	20	1	10	10	11225	11	400	10825						0.276808
	209	Y	20	1	2	2	11675	11	400	11275						0.057581
	210	Y	20	1	1	1	11925	11	400	11525						0.029407
	211	Y	20	1	3	3	2875	11	400	2475						0.021269
	212	Y	20	1	4	4	4575	11	400	4175						0.045128

App 4C	:		Prepared by	:	CLT
Contractor	:		Checked by	:	SSN
Project	:		Rev No.	:	0
Scheduled Reference	:		Date Revised	:	
Date Prepared	:				

BAR BENDING SCHEDULE BS 8666 : 2005

MEMBER	BAR MARK	TYPE	SIZE	NO OF MEMBER	NO OF BARS IN EACH MEMBER	TOTAL NOS.	LENGTH OF EACH BAR	SHAPE CODE	A	B	C	D	E/R	STD/EXT THREADS	SHAPES	WEIGHT (IN TONS)
							mm**		mm*	mm*	mm*	mm*	mm*			
	213	Y	20	1	43	43	4600	11	400	4200						0.487775
	214	Y	20	1	17	17	4675	11	400	4275						0.195985
	215	Y	20	1	6	6	4975	11	400	4575						0.07361
	216	Y	20	1	15	15	5675	11	400	5275						0.209918
	217	Y	20	1	28	28	5875	11	400	5475						0.405657
	218	Y	20	1	43	43	6300	11	400	5900						0.668039
	219	Y	20	1	6	6	6675	11	400	6275						0.098763
	220	Y	20	1	200	200	7025	11	400	6625						3.46473
	221	Y	20	1	100	100	7300	11	400	6900						1.80018
	222	Y	20	1	13	13	7375	11	400	6975						0.236428
	223	Y	20	1	100	100	7550	11	400	7150						1.86183
	224	Y	20	1	12	12	8450	11	400	8050						0.250052
	225	Y	20	1	28	28	8475	11	400	8075						0.585182
	226	Y	20	1	17	17	8500	11	400	8100						0.356337
	227	Y	20	1	3	3	8650	11	400	8250						0.063993
	228	Y	20	1	100	100	9000	11	400	8600						2.2194
	229	Y	20	1	23	23	9100	11	400	8700						0.516134

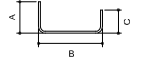
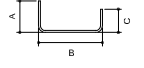
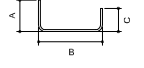
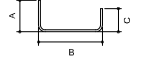
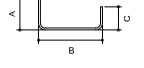
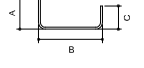
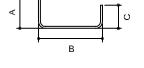
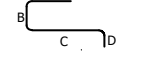
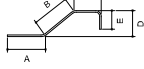
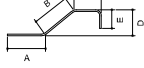
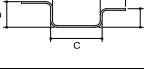

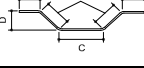
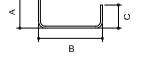
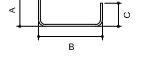
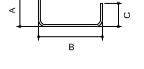
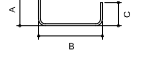
App 4C : Contractor : Project : Scheduled Reference : Date Prepared :	Prepared by : CLT Checked by : SSN Rev No. : 0 Date Revised :
--	--

BAR BENDING SCHEDULE BS 8666 : 2005

MEMBER	BAR MARK	TYP E	S I Z E	NO OF MEMBER	NO OF BARS IN EACH MEMBER	TOTAL NOS.	LENGTH OF EACH BAR	SHAPE CODE	A	B	C	D	E/R	STD/EXT THREADS	SHAPES	WEIGHT (IN TONS)
							mm**		mm*	mm*	mm*	mm*	mm*			
	230	Y	20	1	23	23	9200	11	400	8800						0.521806
	231	Y	20	1	11	11	9225	11	400	8825						0.250237
	232	Y	20	1	100	100	9250	11	400	8850						2.28105
	233	Y	20	1	23	23	9325	11	400	8925						0.528895
	234	Y	20	1	9	9	9525	11	400	9125						0.211398
	235	Y	20	1	13	13	10150	11	400	9750						0.325389
	236	Y	20	1	1	1	10225	11	400	9825						0.025215
	237	Y	20	1	46	46	10275	11	400	9875						1.165555
	238	Y	20	1	104	104	4300	11	600	3700						1.102795
	239	Y	20	1	6	6	5500	11	600	4900						0.081378
	240	Y	20	1	104	104	6000	11	600	5400						1.538784
	241	Y	20	1	104	104	8300	11	600	7700						2.128651
	242	Y	20	1	104	104	10000	11	600	9400						2.56464
	243	Y	20	1	75	75	11725	21	400	10925	400					2.168539
	244	Y	20	1	14	14	3400	21	400	2600	400					0.117382
	245	Y	20	1	2	2	3450	21	400	2650	400					0.017015
	246	Y	20	1	27	27	4400	21	400	3600	400					0.292961

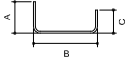
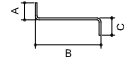
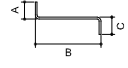
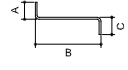
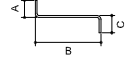
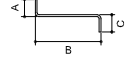
App 4C	:		Prepared by	:	CLT
Contractor	:		Checked by	:	SSN
Project	:		Rev No.	:	0
Scheduled Reference	:		Date Revised	:	
Date Prepared	:				

BAR BENDING SCHEDULE BS 8666 : 2005

MEMBER	BAR MARK	TYPE	SIZE	NO OF MEMBER	NO OF BARS IN EACH MEMBER	TOTAL NOS.	LENGTH OF EACH BAR	SHAPE CODE	A	B	C	D	E/R	STD/EXT THREADS	SHAPES	WEIGHT (IN TONS)
							mm**		mm*	mm*	mm*	mm*	mm*			
	247	Y	20	1	35	35	5950	21	400	5150	400					0.513544
	248	Y	20	1	19	19	6075	21	400	5275	400					0.284638
	249	Y	20	1	4	4	8150	21	400	5900	1850					0.080392
	250	Y	20	1	27	27	6700	21	400	5900	400					0.446099
	251	Y	20	1	100	100	7100	21	400	6300	400					1.75086
	252	Y	20	1	23	23	8700	21	400	7900	400					0.493447
	253	Y	20	1	2	2	5750	21	600	4550	600					0.028359
	254	Y	20	1	216	216	10160	32	400	8500	810	450				5.411785
	255	Y	20	1	10	10	4375	34	1125	260	2950	400	40			0.107888
	256	Y	20	1	11	11	6075	34	2825	260	2950	400	40			0.16479
	257	Y	20	1	10	10	4430	44	450	915	1700	915	450			0.109244
	258	Y	25	1	205	205	10275	11	400	9875						8.117969
	259	Y	25	1	205	205	7450	46	750	1005	3940	710	750			5.886022
SLAB FOLD																
VERT	260	Y	20	1	210	210	2045	21	450	1145	450					1.059024
	261	Y	20	1	200	200	2170	21	450	1270	450					1.070244
	262	Y	20	1	404	404	2295	21	450	1395	450					2.286426
	263	Y	20	1	71	71	3295	21	450	2395	450					0.576908

App 4C	:		Prepared by	:	CLT
Contractor	:		Checked by	:	SSN
Project	:		Rev No.	:	0
Scheduled Reference	:		Date Revised	:	
Date Prepared	:				

BAR BENDING SCHEDULE BS 8666 : 2005

MEMBER	BAR MARK	T Y P E	S I Z E	NO OF MEMBER	NO OF BARS IN EACH MEMBER	TOTAL NOS.	LENGTH OF EACH BAR	SHAPE CODE	A	B	C	D	E/R	STD/EXT THREADS	SHAPES	WEIGHT (IN TONS)
							mm**		mm*	mm*	mm*	mm*				
	264	Y	20	1	46	46	5295	21	450	4395	450					0.600644
	265	Y	20	1	204	204	2045	23	450	1145	450					1.028766
	266	Y	20	1	206	206	2170	23	450	1270	450					1.102351
	267	Y	20	1	410	410	2295	23	450	1395	450					2.320383
	268	Y	20	1	68	68	3295	23	450	2395	450					0.552532
	269	Y	20	1	37	37	5295	23	450	4395	450					0.483126

Diameter	10mm	12mm	16mm	20mm	25mm	32mm	40mm	Total
in Tons	0	0	0	83.534	20.245	0	0	103.78