

Job No. :

Date : 12-Nov-15

Cus. Ref. :

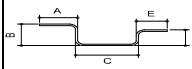
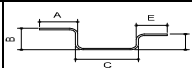
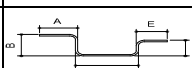
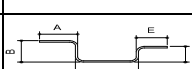
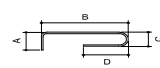
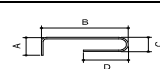
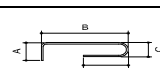
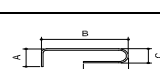
Sheet No. 1 of 1

Dwg. Ref. :

Location :

Item : FIRST FLOOR SLAB DROP PANEL AND PUNCHING SHEAR REINFORCEMENT DETAILS

Project :

MEMBER	BAR MARK	BAR DIA	LEG A	LEG B	LEG C	LEG D	LEG E	LEG F	LEG G	LEG H	LEG I	SHAPE	SHAPE CODE	BAR LENGTH	NO. OF MEMBERS	NO. OF BARS EACH	TOTAL NO. OF BARS	KG/M	WEIGHT KGS
DETAIL-A	01	16T	675	325	2930	325	675						44	4930	11	16	176	1.579	1370.067
	02	16T	675	330	2930	330	675						44	4940	11	16	176	1.579	1372.846
DETAIL-B	03	16T	675	335	2930	335	675						44	4950	1	26	26	1.579	203.217
	04	16T	675	335	4930	335	675						44	6950	1	16	16	1.579	175.585
PUNCHING SHEAR PS01	05	10T	120	420	60	120							22	720	3	80	240	0.616	106.445
PUNCHING SHEAR PS02	05	10T	120	420	60	120							22	720	8	156	1248	0.616	553.513
	06	10T	120	220	60	120							22	520	8	24	192	0.616	61.501
PUNCHING SHEAR PS04	05	10T	120	420	60	120							22	720	1	44	44	0.616	19.515

PAGE WEIGHT 3862.689
TOTAL WEIGH 3862.689

PREPARED BY: PJA

CHECKED & APPROVED BY: SSN

C-Tech DORME