

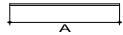
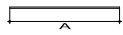







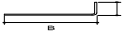




## CUT AND BEND REINFORCEMENT BARS

	Main Contractor	AL BANDARY ENGINEERING	No of Page(s)	2
	Project	LPS 05 RESIDENTIAL BUILDING (2B+G+8F)AT PEARL	Prepared By	
	Zone	PARKING 1,2 & 3 FLOOR UPSTAND REINFORCEMENT DETAILS	Checked By	SSN
	Drawing Reference	P222-SD-ST-P1-UP-01	Revision No.	0
	Date Prepared	28-06-2020	Date Revised	

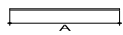






### Bar Bending Schedule

Member	Bar Mark	Type	Size	No. Of Mbrs.	No. of Bars in each	Total Nos	Length Of Each Bar mm	Shape Code	A	B	C	D	E/R	Shape	Total Wght (Kg.)
									F	G	H	I	J		
									mm	mm	mm	mm	mm		

#### UPSTAND(PARKING-1)

	01	T	12	1	20	20	10700	00	10700						190.032
	02	T	12	1	12	12	11000	00	11000						117.216
	03	T	12	1	20	20	12000	00	12000						213.120
	04	T	12	1	16	16	5300	00	5300						75.302
	05	T	12	1	4	4	11375	11	100	11300					40.404
	06	T	12	1	8	8	11975	11	100	11900					85.070
	07	T	12	1	4	4	1500	11	100	1425					5.328
	08	T	12	1	4	4	1900	11	100	1825					6.749
	09	T	12	1	2	2	2100	11	100	2025					3.730
	10	T	12	1	2	2	2500	11	100	2425					4.440
	11	T	12	1	319	319	1750	21	120	1240	450				495.726
	12	T	12	1	5	5	3100	21	1225	95	1825				13.764
	13	T	12	1	15	15	2300	21	825	95	1425				30.636
	14	T	12	1	319	319	1750	23	120	1240	450				495.726

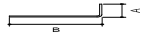






#### UPSTAND(PARKING-2)

	26	T	12	1	20	20	10700	00	10700						190.032
	27	T	12	1	12	12	11000	00	11000						117.216
	28	T	12	1	20	20	12000	00	12000						213.120
	29	T	12	1	16	16	5300	00	5300						75.302
	30	T	12	1	4	4	11375	11	100	11300					40.404
	31	T	12	1	8	8	11975	11	100	11900					85.070
	32	T	12	1	4	4	1500	11	100	1425					5.328

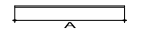
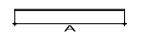







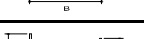


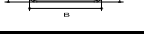
## CUT AND BEND REINFORCEMENT BARS

	Main Contractor	<b>AL BANDARY ENGINEERING</b>	No of Page(s)	2
	Project	LPS 05 RESIDENTIAL BUILDING (2B+G+8F)AT PEARL	Prepared By	
	Zone	PARKING 1,2 & 3 FLOOR UPSTAND REINFORCEMENT DETAILS	Checked By	SSN
	Drawing Reference	P222-SD-ST-P1-UP-01	Revision No.	0
	Date Prepared	28-06-2020	Date Revised	

### Bar Bending Schedule

Member	Bar Mark	Type	Size	No. Of Mbrs.	No. of Bars in each	Total Nos	Length Of Each Bar mm	Shape Code	A	B	C	D	E/R	Shape	Total Wght (Kg.)
									F	G	H	I	J		
									mm	mm	mm	mm	mm		
	33	T	12	1	4	4	1900	11	100	1825					6.749
	34	T	12	1	2	2	2100	11	100	2025					3.730
	35	T	12	1	2	2	2500	11	100	2425					4.440
	36	T	12	1	319	319	1750	21	120	1240	450				495.726
	37	T	12	1	5	5	3100	21	1225	95	1825				13.764
	38	T	12	1	15	15	2300	21	825	95	1425				30.636
	39	T	12	1	319	319	1750	23	120	1240	450				495.726

### UPSTAND(PARKING-3)

	51	T	12	1	10	10	10700	00	10700						95.016
	52	T	12	1	6	6	11000	00	11000						58.608
	53	T	12	1	10	10	12000	00	12000						106.560
	54	T	12	1	16	16	5300	00	5300						75.302
	55	T	12	1	2	2	11375	11	100	11300					20.202
	56	T	12	1	4	4	11975	11	100	11900					42.535
	57	T	12	1	4	4	1500	11	100	1425					5.328
	58	T	12	1	2	2	2100	11	100	2025					3.730
	59	T	12	1	6	6	9575	21	100	9420	100				51.016
	60	T	12	1	229	229	1750	21	120	1240	450				355.866
	61	T	12	1	10	10	10075	21	1225	95	8800				89.466
	62	T	12	1	10	10	2300	21	825	95	1425				20.424
	63	T	12	1	229	229	1750	23	120	1240	450				355.866
<b>Total</b>														<b>4834.405</b>	